


**ROXBOROUGH WATER AND  
SANITATION DISTRICT  
FINANCIAL STATEMENTS  
December 31, 2018**

## TABLE OF C O N T E N T S

Independent Auditors' Report	i-iii
Management's Discussion and Analysis	iv-xi
BASIC FINANCIAL STATEMENTS	
Statement of Net Position	1
Statement of Activities	2-3
Balance Sheet - Governmental Funds	4-5
Statement of Revenues, Expenditures and Changes in Fund Balances - Governmental Funds	6
Reconciliation of the Statement of Revenues, Expenditures, and Changes in Fund Balances of Governmental Funds to the Statement of Activities	7
Statement of Net Position - Proprietary Funds	8
Statement of Revenues, Expenses and Changes in Fund Net Position - Proprietary Funds	9
Statement of Cash Flows - Proprietary Funds	10-11
Notes to Financial Statements	12-23
REQUIRED SUPPLEMENTARY INFORMATION	
Budgetary Comparison Schedule - General Fund	24
Budgetary Comparison Schedule - Plum Valley Heights	25
Notes to Required Supplementary Information	26
INDIVIDUAL FUND FINANCIAL STATEMENTS AND SCHEDULES	
Budgetary Comparison Schedule - Capital Projects Fund	27
Budgetary Comparison Schedule - Debt Service Fund	28
Budgetary Comparison Schedule Non GAAP Basis - Water Fund	29-30
Budgetary Comparison Schedule Non GAAP Basis - Sewer Fund	31-32



CERTIFIED PUBLIC ACCOUNTANTS

## INDEPENDENT AUDITORS' REPORT

Board of Directors  
Roxborough Water and Sanitation District  
Littleton, Colorado

We have audited the accompanying financial statements of the governmental activities, the business-type activities and each major fund of the Roxborough Water and Sanitation District (District), as of and for the year ended December 31, 2018, and the related notes to the financial statements, which collectively comprise the Roxborough Water and Sanitation District's basic financial statements as listed in the table of contents.

### **Management's Responsibility for the Financial Statements**

Management is responsible for the preparation and fair presentation of these financial statements in accordance with accounting principles generally accepted in the United States of America; this includes the design, implementation, and maintenance of internal control relevant to the preparation and fair presentation of financial statements that are free from material misstatement, whether due to fraud or error.

### **Auditors' Responsibility**

Our responsibility is to express opinions on these financial statements based on our audit. We conducted our audit in accordance with auditing standards generally accepted in the United States of America. Those standards require that we plan and perform the audit to obtain reasonable assurance about whether the financial statements are free of material misstatement. We conducted our audit in accordance with auditing standards generally accepted in the United States of America and the standards applicable to financial audits contained in *Government Auditing Standards*, issued by the Comptroller General of the United States. Those standards require that we plan and perform the audit to obtain reasonable assurance about whether the financial statements are free of material misstatement.

An audit involves performing procedures to obtain audit evidence about the amounts and disclosures in the financial statements. The procedures selected depend on the auditors' judgment, including the assessment of the risks of material misstatement of the financial statements, whether due to fraud or error. In making those risk assessments, the auditor considers internal control relevant to the entity's preparation and fair presentation of the financial statements in order to design audit procedures that are appropriate in the circumstances, but not for the purpose of expressing an opinion on the effectiveness of the entity's internal control. Accordingly, we express no such opinion. An audit also includes evaluating the appropriateness of accounting policies used and the reasonableness of significant accounting estimates made by management, as well as evaluating the overall presentation of the financial statements.

We believe that the audit evidence we have obtained is sufficient and appropriate to provide a basis for our audit opinions.

## **Opinions**

In our opinion, the financial statements referred to above present fairly, in all material respects, the respective financial position of the governmental activities, the business-type activities and each major fund of the Roxborough Water and Sanitation District, as of December 31, 2018, and the respective changes in financial position and, where applicable, cash flows thereof, for the year then ended in accordance with accounting principles generally accepted in the United States of America.

## **Other-Matters**

### *Required Supplementary Information*

Accounting principles generally accepted in the United States of America require that the management's discussion and analysis and budgetary comparison information on pages iii through ix and 24 to 26 be presented to supplement the basic financial statements. Such information, although not a part of the basic financial statements, is required by the Governmental Accounting Standards Board, who considers it to be an essential part of financial reporting for placing the basic financial statements in an appropriate operational, economic, or historical context. We have applied certain limited procedures to the required supplementary information in accordance with auditing standards generally accepted in the United States of America, which consisted of inquiries of management about the methods of preparing the information and comparing the information for consistency with management's responses to our inquiries, the basic financial statements, and other knowledge we obtained during our audit of the basic financial statements. We do not express an opinion or provide any assurance on the information because the limited procedures do not provide us with sufficient evidence to express an opinion or provide any assurance.

### *Other Information*

Our audit was conducted for the purpose of forming opinions on the financial statements that collectively comprise the District's basic financial statements. The individual major fund schedules are presented for purposes of additional analysis and are not a required part of the basic financial statements.

The individual major fund schedules are the responsibility of management and were derived from and relate directly to the underlying accounting and other records used to prepare the basic financial statements. Such information has been subjected to the auditing procedures applied in the audit of the basic financial statements and certain additional procedures, including comparing and reconciling such information directly to the underlying accounting and other records used to prepare the basic financial statements or to the basic financial statements themselves, and other additional procedures in accordance with auditing standards generally accepted in the United States of America. In our opinion, the information is fairly stated, in all material respects, in relation to the basic financial statements as a whole.

**Other Reporting Required by *Government Auditing Standards***

In accordance with Government Auditing Standards, we have also issued our report dated May 10, 2019, on our consideration of the District's internal control over financial reporting and on our tests of its compliance with certain provisions of laws, regulations, contracts, and grant agreements and other matters. The purpose of that report is to describe the scope of our testing of internal control over financial reporting and compliance and the results of that testing, and not to provide an opinion on internal control over financial reporting or on compliance. That report is an integral part of an audit performed in accordance with Government Auditing Standards in considering the District's internal control over financial reporting and compliance.

May 10, 2019  
Denver, Colorado

*The Adams Group, LLC*

## Management's Discussion and Analysis

As management of the Roxborough Water & Sanitation District (the District), we offer readers of the District's financial statements this narrative overview and analysis of the financial activities of the District for the fiscal year ended December 31, 2018.

### Financial Highlights

- Assets exceeded liabilities by \$99,159,737 at the close of the fiscal year.
- As of the close of the current fiscal year, the District's governmental funds reported combined ending fund balances of \$6,384,653.
- Total net position increased by \$6,392,016.
- Total cash and investments increased by \$1,818,435 as compared to the prior year.
- General fund expenditures decreased by \$9,999 as compared to the prior year.
- At the end of the current fiscal year, unassigned fund balance for the general fund was \$703,96 or 170.04% of total general fund expenditures.
- The district repaid \$1,102,520 of long term debt during the year ended 12/31/18. The district anticipates repayment of an additional \$1,191,375 of long term debt in 2019.

### Overview of the Financial Statements

This discussion and analysis is intended to serve as an introduction to the District's basic financial statements. The District's basic financial statements are comprised of three components: 1) government-wide financial statements, 2) fund financial statements, and 3) notes to financial statements. This report also contains other supplementary information in addition to the basic financial statements themselves.

**Government-wide financial statements.** The government-wide financial statements are designed to provide readers with a broad overview of the District's finances, in a manner similar to a private-sector business.

The statement of net position presents information on all of the District's assets and liabilities, with the difference between the two reported as net position. Over time, increases or decreases in net position may serve as a useful indicator of whether the financial position of the District is improving or deteriorating.

The statement of activities presents information showing how the District's net position changed during the most recent fiscal year. All changes in net position are reported as soon as the underlying event giving rise to the change occurs, regardless of the timing of related cash flows. Thus, revenues and expenses are reported in this statement for some items that will only result in cash flows in future fiscal periods.

The government-wide financial statements distinguish functions of the District that are principally to be supported by ad valorem taxes (governmental activities) from other functions that are intended to recover all or a significant portion of their costs through user fees and charges (business-type activities). The governmental activities of the District include the financing, construction of, and maintenance of public infrastructure improvements constructed or acquired by the District. The business-type activities of the District include water and sewer facilities construction, maintenance and operations.

The government-wide financial statements can be found on pages 1-3 of this report.

**Fund financial statements.** A fund is a grouping of related accounts that is used to maintain control over resources that have been segregated for specific activities or objectives. The District, like other state and local governments, uses fund accounting to ensure and demonstrate compliance with finance-related legal requirements. All of the funds of the District can be divided into two categories – Governmental Funds and Proprietary Funds.

**Governmental funds.** Governmental funds are used to account for essentially the same functions reported as governmental activities in the government-wide financial statements. However, unlike the government-wide financial statements, governmental fund financial statements focus on near-term inflows and outflows of spendable resources, as well as on balances of spendable resources available at the end of the fiscal year. Such information may be useful in evaluating a government’s near-term financing requirements. The governmental funds use the modified accrual basis of accounting.

Because the focus of governmental funds is narrower than that of the government-wide financial statements, it is useful to compare the information presented for governmental funds with similar information presented for governmental activities in the government-wide financial statements. By doing so, readers may better understand the long-term impact of the government’s near-term financing decisions. Both the governmental fund balance sheet and the governmental fund statement of revenues, expenditures, and changes in fund balances provide a reconciliation to facilitate this comparison between governmental funds and governmental activities.

The District maintains four individual governmental funds. Information is presented separately in the governmental fund balance sheet and in the governmental fund statement of revenues, expenditures, and changes in fund balances for each of the funds - general fund, debt service fund, capital projects fund, and plum valley heights fund - all of which are considered to be major funds.

The basic governmental fund financial statements can be found on pages 4-6 of this report.

**Proprietary Funds.** The District maintains one type of proprietary fund. Enterprise funds are used to report the same functions presented as business-type activities in the government-wide financial statements. The District uses enterprise funds to account for its water and sewer operations. These services are reported as business-type activities in the government-wide financial statements.

Proprietary funds provide the same type of information as the government-wide financial statements, only in more detail. The proprietary fund financial statements provide separate information for the water and sewer operations, which are considered to be major funds of the District.

The proprietary fund financial statements can be found on pages 8-11 of this report.

**Notes to financial statements.** The notes provide additional information that is essential to a full understanding of the data provided in the government-wide and fund financial statements. The notes to financial statements can be found on pages 12-23 of this report.

**Required Supplementary Information.** The District adopts an annual appropriated budget for its general fund and the plum valley heights special revenue fund. The budgetary comparison statements for these funds have been provided as required supplementary information to

demonstrate compliance with these budgets. The budget statements and notes are found on pages 24-27 of this report.

**Other information.** The report includes individual fund schedules. The budgetary comparison statement has been provided in this section for the debt service fund, the capital projects fund, the water fund, and the sewer fund to demonstrate compliance with these budgets. The budget statements are found on pages 28-33 of this report.

### **Government-wide Financial Analysis**

As noted earlier, net position may serve over time as a useful indicator of a government's financial position. The District's assets exceeded liabilities by \$99,159,737 at the close of the most recent fiscal year.

Statement of Net Assets

	2018			2017		
	Governmental Activities	Business-type Activities	Total	Governmental Activities	Business-type Activities	Total
Current Assets	\$ 9,031,602	\$ 18,136,029	\$ 27,167,631	\$ 9,625,488	\$ 15,856,025	\$ 25,481,513
Capital Assets, net	6,798,061	101,976,638	108,774,699	6,734,662	99,030,703	105,765,365
Total Assets	15,829,663	120,112,667	135,942,330	16,360,150	114,886,728	131,246,878
Current Liabilities	1,446,381	4,497,617	5,943,998	2,897,611	3,758,528	6,656,139
Long-Term Obligations	28,160,545	82,361	28,242,906	29,287,878	84,023	29,371,901
Total Liabilities	29,606,926	4,579,978	34,186,904	32,185,489	3,842,551	36,028,040
Deferred Inflows of Resources						
Unavailable revenue - property taxes	2,595,689	0	2,595,689	2,451,117	0	2,451,117
Net Investment in Capital Assets	6,798,061	101,976,638	108,774,699	6,734,662	99,030,703	105,765,365
Restricted Net Position	5,697,244	0	5,697,244	5,398,347	0	5,398,347
Unrestricted Net Position	(28,868,257)	13,556,051	(15,312,206)	(30,409,465)	12,013,474	(18,395,991)
Total Net Position	\$ (16,372,952)	\$ 115,532,689	\$ 99,159,737	\$ (18,276,456)	\$ 111,044,177	\$ 92,767,721

Statements of Activities

	2018			2017		
	Governmental Activities	Business-type Activities	Total	Governmental Activities	Business-type Activities	Total
Revenue						
Program Revenue						
Charges for Services	\$ 0	\$ 6,395,400	\$ 6,395,400	\$ -	\$ 5,558,141	\$ 5,558,141
Operating Grants and Contributions	0	116,673	116,673	0	133,165	133,165
Capital Grants and Contributions	1,235,842	-	1,235,842	5,031,604	-	5,031,604
Gain on Sale of Equipment	0	-	\$ -	0	(2,825,039)	-\$ 2,825,039
General Revenue						
Property Taxes	2,460,149	0	2,460,149	2,237,512	0	2,237,512
Specific Ownership Taxes	235,454	0	235,454	239,913	0	239,913
Investment Income	59,020	234,942	293,962	40,304	117,203	157,507
Other	4,564	0	4,564	687,132	0	687,132
Total Revenue	3,995,029	6,747,015	10,742,044	8,236,465	2,983,470	11,219,935
Expenses						
General Government	1,602,819	0	1,602,819	7,693,302	0	7,693,302
Interest on Long-Term Debt	842,254	0	842,254	865,943	0	865,943
Water/Sewer Facilities	0	6,984,313	6,984,313	0	7,863,324	7,863,324
Total Expenses	2,445,073	6,984,313	9,429,386	8,559,245	7,863,324	16,422,569
Total Primary Government Transfers	1,549,956	(237,298)	1,312,658	(322,780)	(4,879,854)	(5,202,634)
	353,548	4,725,810	5,079,358	375,777	12,067,170	12,442,947
Change in Net Position	1,903,504	4,488,512	6,392,016	52,997	7,187,316	7,240,313
Net Assets - Beginning	(18,276,456)	111,044,177	92,767,721	(18,329,453)	103,856,861	85,527,408
Net Assets - Ending	\$ (16,372,952)	\$ 115,532,689	\$ 99,159,737	\$ (18,276,456)	\$ 111,044,177	\$ 92,767,721

**Governmental activities.** Governmental activities increased the District's net position by \$1,903,504, several highlights are as follows:

- Property taxes increased by \$222,637 or 9.95% over the prior year.
- Specific ownership taxes decreased by \$4,459 or 1.86%.
- Investment Income increased by \$18,716 or 46.43%.

**Business-type activities.** Business-type activities increased the District's net position by \$4,488,512. Some of the key elements of the change in net position are as follows:

- Service charges increased from \$5,086,898 to \$5,675,970, an increase of \$589,072 or 11.58%.
- Total operating expenses decreased \$879,011 or 11.18% mainly due to decreased depreciation expenses.

### **Financial Analysis of the Government's Funds**

As noted earlier, the District uses fund accounting to ensure and demonstrate compliance with finance-related legal requirements.

**Governmental funds.** The focus of the District's governmental funds is to provide information on near-term inflows, outflows, and balances of spendable resources. Such information is useful in assessing the District's financing requirements. In particular, unassigned fund balance may serve as a useful measure of a government's net resources available for spending at the end of the fiscal year.

As of the end of the current fiscal year, the District's governmental funds reported combined ending fund balances of \$6,384,653 of which \$681,482 constitutes unassigned fund balance, which is available for spending at the government's discretion within the parameters established for each fund.

The general fund is the chief operating fund of the District. At the end of the current fiscal year, unassigned fund balance of the general fund was \$642,606 out of a total fund balance of \$681,482. In compliance with an amendment to the State Constitution, Article X, Section 20, the district has established an emergency reserve representing 3% of qualifying expenditures. At December 31, 2018, the emergency reserve was \$81,867.

The debt service fund has a total fund balance of \$5,202,733 all of which is restricted for the repayment of long-term indebtedness. The long-term loans payable as of December 31, 2018 is \$29,351,920.

The capital projects fund has a total balance of (\$38,876) consisting of total assets in the amount of \$71,228 less total liabilities of \$32,532. This fund balance is committed to the construction of a water treatment plant.

The Plum Valley Heights Fund has a total balance of \$439,948 of which \$427,486 is restricted to construction of annexed properties and \$12,462 is restricted for emergencies.

On November 1, 2011 the district voted in favor of Ballot Issue 5A. This positive vote authorized the district debt to be increased by a total of \$ 6,500,000 for the purpose of repayment of loans advanced from the district's water fund to the district's sewer fund to finance a portion of the costs of improvements to the district's sanitary sewer collection system. This debt was repaid from the district's current property tax fund balance established by the district pursuant to voter authorization obtained at the November 2002 election and without future increases in the annual taxes authorized by the November 2002 election.

**Proprietary funds.** The District's proprietary funds provide the same type of information found in the government-wide financial statements, but in more detail.

Unrestricted net position of the proprietary fund at the end of the year amounted to \$13,556,051. The total net position of the District's proprietary funds as of December 31, 2018 are \$115,532,689. Other factors concerning the finances of this fund have already been addressed in the discussion of the District's business-type activities.

### **General Fund Budgetary Highlights**

The District's total expenditures and transfers for 2018 did not exceed the final budgeted appropriation. The difference between the original and final budgeted revenue of \$1,192,412 and the actual revenue of \$1,231,516 was \$39,104. The difference between the final budgeted expenditures and transfers of \$1,384,500 and the actual expenditures of \$1,313,489 was \$71,011.

### **Capital Assets**

The District has invested \$108,774,699 in capital assets (net of accumulated depreciation) for its governmental and business-type activities as of the year ended December 31, 2018. This investment in capital assets includes water and sewer facilities, water rights and vehicles and equipment.

The capital assets are recorded at cost less estimated accumulated depreciation on the financial statement. The district believes the book value of these capital assets is substantially less than the actual replacement costs of these assets. The district uses an estimated replacement cost when calculating and setting their customer billing rates in an effort to provide reserves for future asset replacements. The district maintains a responsibility to provide water and sewer services to their customers and these reserves are necessary to be able to repair and replace these capital assets as needed. The District's engineering consultants estimate the replacement costs for the water system currently would be approximately \$285,000,000 and the estimated replacement costs for the sewer system currently would be \$275,000,000. Should these reserves be insufficient to provide these repairs or replacements, additional rate increases or borrowings would be required by the district.

Additional information on the District's capital assets can be found in note 4 beginning on page 18 of this report.

### **Long-Term Debt**

At the end of the current fiscal year, the District had total outstanding governmental long-term debt of \$29,351,920 as follows:

1. \$16,967,439 was related to the Water Enterprise Fund acquisition of a permanent water supply from the City of Aurora. This loan is through the Colorado Water Conservation Board.
2. \$4,552,475 is related to the District's 2005 Clean Water Revenue Bonds through the Colorado Water Resources and Power Development Authority (2005 CWRPDA) which are due annually through 2026 and pay interest rates of 3.35% semi-annually on February 1 and August 1.
3. Accrued compensated absences accounts for \$12,739 of this amount.
4. \$4,695,308 was related to the 2015 CWRPDA Loan.
5. \$988,573 was related to the construction of a distribution for the Plum Valley Heights Subdistrict.
6. \$2,135,386 was related to the purchase of Raw Water from CWCB.

The Business Type activities had long-term debt of \$76,666 related to compensated absences.

Additional information on the District's long-term debt can be found in note 5 beginning on page 19 of this report.

### **Next Year's Budgets and Rates**

**Government funds.** The 2019 budget reflects an increase in property tax revenue. The total assessed value for 201 is \$197,579,128 up from \$177,096,069 in 2018. The total mill levy in 2018 was 11.028 mills. The district mill levy for 2019 is 10.708 mills. General fund expenditures are expected to increase due to natural growth of the District. The District did include a Capital Projects fund budget for 2019 of \$2,000,000, representing expenses related to the construction of additional planned facility upgrades.

**Proprietary funds.** Water and sewer sales are expected to increase slightly over 2018 as a result of some growth and the approved rate increase. Expenditures are expected to increase slightly also. The District is anticipating an additional rate increase from the City of Aurora, which is the District's water source, and also from the City of Littleton, which is the District's wastewater treatment provider.

### **Capital Projects**

#### **Replacement Water Treatment Plant:**

The District began the design of the replacement Water Treatment Plant in 2013. This is the beginning of an estimated 4 year project. Design is complete with construction beginning in 2015 and substantial completion in 2018. Site improvements are scheduled for completion in 2019.

#### **Plum Valley Heights**

The Subdistrict obtained financing for their water supply and transmission project. Construction began in 2016 with substantial completion in 2017. The District paid \$3,499,910 for construction costs related to the infrastructure to connect the annexed properties. The District also paid \$3,001,457 for debt service during the year.

## **Requests for Information**

This financial report is designed to provide a general overview of the Roxborough Water & Sanitation District's finances for all those with an interest in the government's finances. Questions concerning any of the information provided in this report or requests for additional financial information should be addressed to: Roxborough Water & Sanitation District, 6222 N. Roxborough Park Road, Littleton, CO 80125.

## BASIC FINANCIAL STATEMENTS

ROXBOROUGH WATER AND SANITATION DISTRICT  
STATEMENT OF NET POSITION  
DECEMBER 31, 2018

	<u>Govern- mental Activities</u>	<u>Business- Type Activities</u>	<u>Totals</u>	
			<u>2018</u>	<u>2017</u>
<u>Assets</u>				
Cash and investments	\$ 5,900,957	\$ 17,375,681	\$ 23,276,638	\$ 21,458,203
Restricted cash	442,644	0	442,644	554,028
Accounts receivable	0	697,093	697,093	834,147
Due from Other Governments	71,228	0	71,228	184,018
Property taxes receivable	2,595,688	0	2,595,688	2,451,117
Prepaid expenses	21,085	63,255	84,340	0
Capital assets, not being				
Depreciated	6,768,002	38,437,061	45,205,063	40,407,738
Capital assets, net of accumulated depreciation	<u>30,059</u>	<u>63,539,577</u>	<u>63,569,636</u>	<u>65,357,627</u>
 Total Assets	 <u>15,829,663</u>	 <u>120,112,667</u>	 <u>135,942,330</u>	 <u>131,246,878</u>
<u>Liabilities</u>				
Accounts payable	51,260	1,216,087	1,267,347	1,021,822
Unearned revenue	0	3,226,197	3,226,197	4,013,049
Accrued interest payable	203,746	0	203,746	209,585
Retainage payable	0	61,028	61,028	228,317
Noncurrent liabilities				
Due within one year	1,191,375	12,778	1,204,153	1,183,366
Due in more than one year	<u>28,160,545</u>	<u>63,888</u>	<u>28,224,433</u>	<u>29,371,901</u>
 Total Liabilities	 <u>29,606,926</u>	 <u>4,579,978</u>	 <u>34,186,904</u>	 <u>36,028,040</u>
<u>Deferred Inflows of Resources</u>				
Unavailable revenue-property taxes	<u>2,595,689</u>	<u>0</u>	<u>2,595,689</u>	<u>2,451,117</u>
<u>Net Position</u>				
Net investment in capital assets	6,798,061	101,976,638	108,744,699	105,765,365
Restricted for debt service	5,202,733	0	5,202,733	4,617,950
Restricted for capital projects	442,644	0	442,644	554,028
Restricted for emergencies	51,867	0	51,867	226,369
Unrestricted	<u>(28,868,257)</u>	<u>13,556,051</u>	<u>(15,312,206)</u>	<u>(18,395,991)</u>
 Total Net Position	 <u>\$ (16,372,952)</u>	 <u>\$115,532,689</u>	 <u>\$ 99,159,737</u>	 <u>\$ 92,767,721</u>

The accompanying notes are an integral part of these financial statements.

ROXBOROUGH WATER AND SANITATION DISTRICT  
STATEMENT OF ACTIVITIES  
FOR THE YEAR ENDED DECEMBER 31, 2018

	<u>Program Revenues</u>			
	<u>Expenses</u>	<u>Charges for Services</u>	<u>Operating Grants and Contributions</u>	<u>Capital Grants and Contributions</u>
<u>Function/Programs</u>				
Governmental Activities				
General government	\$ 460,034	\$ 0	\$ 0	\$ 1,235,842
Interest on long-term debt	<u>813,282</u>	<u>0</u>	<u>0</u>	<u>0</u>
Total Governmental Activities	<u>1,273,316</u>	<u>0</u>	<u>0</u>	<u>1,235,842</u>
Business-Type Activities				
Water	4,607,147	4,394,722	83,406	3,851,442
Sewer	<u>2,377,166</u>	<u>2,000,678</u>	<u>33,267</u>	<u>56,159</u>
Total Business-Type Activities	<u>6,984,313</u>	<u>6,395,400</u>	<u>116,673</u>	<u>3,907,601</u>
Total Primary Government	<u>\$ 8,257,629</u>	<u>\$ 6,395,400</u>	<u>\$ 116,673</u>	<u>\$ 5,143,443</u>
General Revenues				
Property taxes				
Specific ownership taxes				
Investment income				
Miscellaneous				
Transfers				
Total General Revenues and Transfers				
Change in net position				
Net Position, Beginning				
Net Position, Ending				

The accompanying notes are an integral part of these financial statements.

Net (Expense) Revenues and Changes in Net Position

Primary Government

<u>Governmental Activities</u>	<u>Business- Type Activities</u>	<u>Totals</u>	
		<u>2018</u>	<u>2017</u>
\$ 775,808	\$ 0	\$ 775,808	\$ 4,599,788
<u>(813,282)</u>	<u>0</u>	<u>(813,282)</u>	<u>(878,346)</u>
<u>(37,474)</u>	<u>0</u>	<u>(37,474)</u>	<u>3,721,442</u>
0	3,722,423	3,722,423	3,285,534
<u>0</u>	<u>(287,062)</u>	<u>(287,062)</u>	<u>(3,088,728)</u>
<u>0</u>	<u>3,435,361</u>	<u>3,435,361</u>	<u>196,806</u>
<u>(37,474)</u>	<u>3,435,361</u>	<u>3,397,887</u>	<u>3,918,248</u>
2,460,149	0	2,460,149	2,237,512
235,454	0	235,454	239,913
59,020	234,942	293,962	157,507
4,564	0	4,564	687,133
<u>(818,209)</u>	<u>818,209</u>	<u>0</u>	<u>0</u>
<u>1,940,978</u>	<u>1,053,151</u>	<u>2,994,129</u>	<u>3,322,065</u>
1,903,504	4,488,512	6,392,016	7,240,313
<u>(18,276,456)</u>	<u>111,044,177</u>	<u>92,767,721</u>	<u>85,527,408</u>
<u>\$ (16,372,952)</u>	<u>\$115,532,689</u>	<u>\$ 99,159,737</u>	<u>\$ 92,767,721</u>

The accompanying notes are an integral part of these financial statements.

ROXBOROUGH WATER AND SANITATION DISTRICT  
BALANCE SHEET  
GOVERNMENTAL FUNDS  
DECEMBER 31, 2018

	<u>General</u>	<u>Capital Projects</u>	<u>Debt Service</u>	<u>Plum Valley Heights</u>	<u>Total Governmental Funds</u>	
					<u>2018</u>	<u>2017</u>
<u>Assets</u>						
Cash and investments	\$ 698,225	\$ 0	\$ 5,202,732	\$ 0	\$ 5,900,957	\$ 6,423,296
Restricted cash	0	0	0	442,644	442,644	554,028
Accounts receivable	0	0	0	0	0	13,029
Property taxes receivable	1,234,240	0	894,665	466,783	2,595,688	2,451,117
Due from other governments	0	71,228	0	0	71,228	184,018
Prepaid items	<u>21,085</u>	<u>0</u>	<u>0</u>	<u>0</u>	<u>21,085</u>	<u>0</u>
Total Assets	<u>1,953,550</u>	<u>71,228</u>	<u>6,097,397</u>	<u>909,427</u>	<u>9,031,602</u>	<u>9,625,488</u>
<u>Liabilities and Fund Balances</u>						
Accounts payable	13,714	32,352	0	2,694	48,760	739,480
Other liabilities	2,500	0	0	0	2,500	0
Unearned dominion revenue	<u>0</u>	<u>0</u>	<u>0</u>	<u>0</u>	<u>0</u>	<u>781,985</u>
Total Liabilities	<u>16,214</u>	<u>32,532</u>	<u>0</u>	<u>2,694</u>	<u>51,260</u>	<u>1,521,465</u>
<u>Deferred Inflows of Resources</u>						
Unavailable revenue property taxes	<u>1,234,240</u>	<u>0</u>	<u>894,664</u>	<u>466,785</u>	<u>2,595,689</u>	<u>2,451,117</u>
<u>Fund Balances</u>						
Nonspendable						
Prepaid items	21,085	0	0	0	21,085	0
Restricted for:						
Emergencies	39,405	0	0	12,462	51,867	226,369
Debt service	0	0	5,202,733	0	5,202,733	4,617,950
Construction for annexed properties	0	0	0	427,486	427,486	141,222
Unassigned	<u>642,606</u>	<u>38,876</u>	<u>0</u>	<u>0</u>	<u>681,482</u>	<u>667,365</u>
Total Fund Balances	<u>703,096</u>	<u>38,876</u>	<u>5,202,733</u>	<u>439,948</u>	<u>6,384,653</u>	<u>5,652,906</u>
Total Liabilities, Deferred Inflows of Resources and Fund Balances	<u>\$ 1,953,550</u>	<u>\$ 71,228</u>	<u>\$ 6,097,397</u>	<u>\$ 909,427</u>	<u>\$ 9,031,602</u>	<u>\$ 9,625,488</u>

(Continued)

The accompanying notes are an integral part of these financial statements.

ROXBOROUGH WATER AND SANITATION DISTRICT  
BALANCE SHEET  
GOVERNMENTAL FUNDS  
DECEMBER 31, 2018

Amounts reported for governmental activities in the statement of net position are different because:

	<u>2018</u>	<u>2017</u>
Total fund balances of governmental funds	\$ 6,384,653	\$ 5,652,906
Capital assets used in governmental activities are not financial resources and, therefore, are not reported in the funds. This amount is net of accumulated depreciation of \$88,727	6,798,061	6,734,662
Accrued interest payable	(203,746)	(209,585)
Long-term liabilities, including related items, including loans payable (\$29,176,707), loan premium (\$162,475) and accrued compensated absences (\$12,738), are not due and payable in the current year and, therefore, are not reported in the funds.	<u>(29,351,920)</u>	<u>(30,454,439)</u>
Total Net Position of Governmental Activities	<u>\$ (16,372,952)</u>	<u>\$ (18,276,456)</u>

The accompanying notes are an integral part of these financial statements.

ROXBOROUGH WATER AND SANITATION DISTRICT  
STATEMENT OF REVENUES, EXPENDITURES  
AND CHANGES IN FUND BALANCES  
GOVERNMENTAL FUNDS  
FOR THE YEAR ENDED DECEMBER 31, 2018

	<u>General</u>	<u>Capital Projects</u>	<u>Debt Service</u>	<u>Plum Valley Heights</u>	<u>Total Governmental Funds</u>	
					<u>2018</u>	<u>2017</u>
<u>Revenues</u>						
Property taxes	\$ 1,104,439	\$ 0	\$ 888,649	\$ 467,061	\$ 2,460,149	\$ 2,237,512
Specific ownership taxes	102,062	0	82,202	51,190	235,454	239,913
Investment income	20,451	0	38,342	227	59,020	40,304
Intergovernmental revenues	0	1,235,842	0	0	1,235,842	5,031,604
Miscellaneous revenues	<u>4,564</u>	<u>0</u>	<u>0</u>	<u>0</u>	<u>4,564</u>	<u>687,132</u>
Total Revenues	<u>1,231,516</u>	<u>1,235,842</u>	<u>1,009,193</u>	<u>518,478</u>	<u>3,995,029</u>	<u>8,236,465</u>
<u>Expenditures</u>						
General government	413,489	0	13,258	26,918	453,665	425,962
Capital outlay	0	0	0	69,768	69,768	3,530,984
Debt service						
Principal	0	0	891,817	187,569	1,079,386	3,736,356
Interest and fiscal charges	<u>0</u>	<u>0</u>	<u>711,093</u>	<u>131,161</u>	<u>842,254</u>	<u>865,943</u>
Total Expenditures	<u>413,489</u>	<u>0</u>	<u>1,616,168</u>	<u>415,416</u>	<u>2,445,073</u>	<u>8,559,245</u>
Excess of Revenues Over (Under) Expenditures	<u>818,027</u>	<u>1,235,842</u>	<u>(606,975)</u>	<u>103,062</u>	<u>1,549,956</u>	<u>(322,780)</u>
<u>Other Financing Sources (Uses)</u>						
Proceeds from loans	0	0	0	0	0	22,260
Transfers in	0	537,475	1,191,758	0	1,729,233	4,056,536
Transfers out	<u>(900,000)</u>	<u>(1,647,442)</u>	<u>0</u>	<u>0</u>	<u>(2,547,442)</u>	<u>(10,929,842)</u>
Total Other Financing Sources (Uses)	<u>(900,000)</u>	<u>(1,109,967)</u>	<u>1,191,758</u>	<u>0</u>	<u>(808,209)</u>	<u>(6,851,046)</u>
Net change in fund balances	(81,973)	125,875	548,783	103,062	731,747	(7,173,826)
Fund balances, beginning	<u>785,069</u>	<u>(86,999)</u>	<u>4,617,950</u>	<u>336,886</u>	<u>5,652,906</u>	<u>12,826,732</u>
Fund balances, ending	<u>\$ 703,096</u>	<u>\$ 38,876</u>	<u>\$ 5,202,733</u>	<u>\$ 439,948</u>	<u>\$ 6,384,653</u>	<u>\$ 5,652,906</u>

The accompanying notes are an integral part of these financial statements.

ROXBOROUGH WATER AND SANITATION DISTRICT  
RECONCILIATION OF THE STATEMENT OF REVENUE, EXPENDITURES,  
AND CHANGES IN FUND BALANCES OF GOVERNMENTAL FUNDS  
TO THE STATEMENT OF ACTIVITIES  
FOR THE YEAR ENDED DECEMBER 31, 2018

Amounts reported for governmental activities in the statements of activities are different because:

	<u>2018</u>	<u>2017</u>
Net change in fund balances, total governmental funds	\$ 731,747	\$ (7,173,826)
Capital outlays to purchase or build capital position are reported in governmental funds as expenditures. However, for governmental activities those costs are shown in the statement of net position and allocated over their estimated useful lives as annual depreciation expense in the statement of activities. This amount represents capital outlay in excess of depreciation expense in the current year.	63,399	3,523,213
Debt proceeds provide current financial resources to governmental funds, but issuing debt increases long-term liabilities in the statement of net position. This amount is the net effect of these differences in the treatment of long-term debt and related items: amortization of loan premium \$23,133 and change in accrued interest payable \$5,839.	28,972	(34,663)
Loan payments \$1,079,386 are expenditures in the governmental funds, but they change long-term liabilities in the statement of net position and do not affect the statement of activities.	<u>1,079,386</u>	<u>3,738,273</u>
Change in Net Position of Governmental Activities	<u>\$ 1,903,504</u>	<u>\$ 52,997</u>

The accompanying notes are an integral part of these financial statements.

ROXBOROUGH WATER AND SANITATION DISTRICT  
STATEMENT OF NET POSITION  
PROPRIETARY FUNDS  
DECEMBER 31, 2018

	<u>Water</u>	<u>Sewer</u>	<u>Total</u>	
			<u>2018</u>	<u>2017</u>
<u>Assets</u>				
Current Assets				
Cash and cash equivalents	\$ 8,687,976	\$ 8,687,705	\$ 17,375,681	\$ 15,034,907
Accounts receivable	489,098	207,995	697,093	821,118
Prepaid expenses	<u>42,170</u>	<u>21,085</u>	<u>63,255</u>	<u>0</u>
Total Current Assets	<u>9,219,244</u>	<u>8,916,785</u>	<u>18,136,029</u>	<u>15,856,025</u>
Noncurrent Assets				
Capital assets not being depreciated	32,532,367	5,904,694	38,437,061	33,709,504
Capital assets, net of accumulated depreciation	<u>51,634,501</u>	<u>11,905,076</u>	<u>63,539,577</u>	<u>65,321,199</u>
Total Noncurrent Assets	<u>84,166,868</u>	<u>17,809,770</u>	<u>101,976,638</u>	<u>99,030,703</u>
Total Assets	<u>93,386,112</u>	<u>26,726,555</u>	<u>120,112,667</u>	<u>114,886,728</u>
<u>Liabilities</u>				
Current liabilities				
Accounts payable	749,280	455,307	1,204,587	282,342
Unearned revenues	3,226,197	0	3,226,197	3,231,064
Retainage payable	<u>61,028</u>	<u>0</u>	<u>61,028</u>	<u>228,317</u>
Total Current Liabilities	<u>4,036,505</u>	<u>455,307</u>	<u>4,491,812</u>	<u>3,741,723</u>
Noncurrent Liabilities				
Accrued compensated absences	<u>44,083</u>	<u>44,083</u>	<u>88,166</u>	<u>100,828</u>
Total Noncurrent Assets	<u>44,083</u>	<u>44,083</u>	<u>88,166</u>	<u>100,828</u>
Total Liabilities	<u>4,080,588</u>	<u>499,390</u>	<u>4,579,978</u>	<u>3,842,551</u>
<u>Net Position</u>				
Net investment in capital assets	84,166,868	17,809,770	101,976,638	99,030,703
Unrestricted	<u>5,138,656</u>	<u>8,417,395</u>	<u>13,556,051</u>	<u>12,013,474</u>
Total Net Position	<u>\$ 89,305,524</u>	<u>\$ 26,227,165</u>	<u>\$115,532,689</u>	<u>\$111,044,177</u>

The accompanying notes are an integral part of these financial statements.

ROXBOROUGH WATER AND SANITATION DISTRICT  
STATEMENT OF REVENUES, EXPENSES AND  
CHANGES IN FUND NET POSITION  
PROPRIETARY FUND  
FOR THE YEAR ENDED DECEMBER 31, 2018

	<u>Water</u>	<u>Sewer</u>	<u>Total</u>	
			<u>2018</u>	<u>2017</u>
Operating Revenues				
Charges for services	\$ 3,690,203	\$ 1,649,671	\$ 5,339,874	\$ 4,757,001
Charges for services Lockheed Martin Agreement	0	336,096	336,096	329,897
Permit fees	1,200	2,850	4,050	4,150
Other water sales	0	0	0	222,179
Outside treatment	227,347	0	227,347	0
Inclusion fees	147,056	0	147,056	133,985
Grants	310,250	0	310,250	0
Miscellaneous	<u>18,666</u>	<u>12,061</u>	<u>30,727</u>	<u>110,929</u>
Total Operating Revenues	<u>4,394,722</u>	<u>2,000,678</u>	<u>6,395,400</u>	<u>5,558,141</u>
Operating Expenses				
Personnel services	800,826	278,326	1,079,152	1,098,251
Operations	2,443,159	1,354,376	3,797,535	4,055,702
Depreciation	<u>1,363,162</u>	<u>744,464</u>	<u>2,107,626</u>	<u>2,709,371</u>
Total Operating Expenses	<u>4,607,147</u>	<u>2,377,166</u>	<u>6,984,313</u>	<u>7,863,324</u>
Operating Loss	<u>(212,425)</u>	<u>(376,488)</u>	<u>(588,913)</u>	<u>(2,305,183)</u>
Non-Operating Revenues and Expenses				
Investment income	72,839	162,103	234,942	117,203
Gain/(Loss) on sale of Equipment	0	0	0	(2,825,039)
Availability charges	<u>83,406</u>	<u>33,267</u>	<u>116,673</u>	<u>133,165</u>
Total Non-Operating Revenue	<u>156,245</u>	<u>195,370</u>	<u>351,615</u>	<u>(2,574,671)</u>
Net Loss Before Transfers, Capital Contributions and Extraordinary item	(56,180)	(181,118)	(237,298)	(4,879,854)
Transfer in	1,847,442	200,000	2,047,442	10,929,842
Transfer out	(1,195,966)	(33,267)	(1,229,233)	(4,056,535)
Capital contributions	<u>3,851,442</u>	<u>56,159</u>	<u>3,907,601</u>	<u>5,193,863</u>
Change in net position	4,446,738	41,774	4,488,512	7,187,316
Net position, beginning	<u>84,858,786</u>	<u>26,185,391</u>	<u>111,044,177</u>	<u>103,856,861</u>
Net position, ending	<u>\$ 89,305,524</u>	<u>\$ 26,227,165</u>	<u>\$115,532,689</u>	<u>\$111,044,177</u>

The accompanying notes are an integral part of these financial statements.

ROXBOROUGH WATER AND SANITATION DISTRICT  
STATEMENT OF CASH FLOWS  
PROPRIETARY FUNDS  
FOR THE YEAR ENDED DECEMBER 31, 2018

	<u>Water</u>	<u>Sewer</u>	<u>Total</u>	
			<u>2018</u>	<u>2017</u>
<u>Cash Flows from Operating Activities</u>				
Cash received from customers	\$ 4,251,164	\$ 2,039,090	\$ 6,290,254	\$ 8,622,850
Cash payments to suppliers	(1,957,986)	(980,559)	(2,938,545)	(3,798,096)
Cash payments to employees	(807,157)	(284,657)	(1,091,814)	(1,106,259)
Other cash received	<u>328,916</u>	<u>12,061</u>	<u>340,977</u>	<u>110,929</u>
Net Cash Provided by Operating Activities	<u>1,814,937</u>	<u>785,935</u>	<u>2,600,872</u>	<u>3,829,424</u>
<u>Cash Flows from Noncapital Financing Activities</u>				
Transfers from other funds	1,847,442	200,000	2,047,442	8,046,887
Transfers to other funds	<u>(1,195,966)</u>	<u>(33,267)</u>	<u>(1,229,233)</u>	<u>(1,173,580)</u>
Net Cash Provided by Noncapital Financing Activities	<u>651,476</u>	<u>166,733</u>	<u>818,209</u>	<u>6,873,307</u>
<u>Cash Flows from Capital and Related Financing Activities</u>				
Acquisition and construction of capital assets	(5,048,643)	(172,207)	(5,220,850)	(16,698,997)
Capital charges received	<u>3,851,442</u>	<u>56,159</u>	<u>3,907,601</u>	<u>4,973,242</u>
Net Cash (Used for) Capital and Related Financing Activities	<u>(1,197,201)</u>	<u>(116,048)</u>	<u>(1,313,249)</u>	<u>(11,725,755)</u>
<u>Cash Flows from Investing Activities</u>				
Investment income	<u>72,839</u>	<u>162,103</u>	<u>234,942</u>	<u>117,203</u>
Net Cash Provided by Investing Activities	<u>72,839</u>	<u>162,103</u>	<u>234,942</u>	<u>117,203</u>
Net increase (decrease) in cash and cash equivalents	1,342,051	998,723	2,340,774	(905,821)
Cash and cash equivalents, beginning	<u>7,345,925</u>	<u>7,688,982</u>	<u>15,034,907</u>	<u>15,940,728</u>
Cash and cash equivalents, ending	<u>\$ 8,687,976</u>	<u>\$ 8,687,705</u>	<u>\$17,375,681</u>	<u>\$15,034,907</u>

The accompanying notes are an integral part of these financial statements.

ROXBOROUGH WATER AND SANITATION DISTRICT  
STATEMENT OF CASH FLOWS  
PROPRIETARY FUNDS (CONTINUED)  
FOR THE YEAR ENDED DECEMBER 31, 2018

	<u>Water</u>	<u>Sewer</u>	<u>Total</u>	
			<u>2018</u>	<u>2017</u>
Reconciliation of Operating Loss to Net Cash Provided by Operating Activities				
Operating loss	\$ (212,425)	\$ (376,488)	\$ (588,913)	\$ (2,305,183)
Adjustments to reconcile operating loss to net cash provided by operating activities:				
Depreciation	1,363,162	744,464	2,107,626	2,709,371
Receipt of system availability charges	83,406	33,267	116,673	133,165
Changes in assets and liabilities:				
Accounts receivable	106,819	17,206	124,025	(149,658)
Prepaid expenses	(42,170)	(21,085)	(63,255)	49,196
Accounts payable	527,343	394,902	922,245	208,410
Unearned revenues	(4,867)	0	(4,867)	3,192,131
Accrued compensated absences	<u>(6,331)</u>	<u>(6,331)</u>	<u>(12,662)</u>	<u>(8,008)</u>
Net Cash Provided by Operating Activities	<u>\$ 1,814,937</u>	<u>\$ 785,935</u>	<u>\$ 2,600,872</u>	<u>\$ 3,829,424</u>
Non Cash Transactions				
Contributed Assets from other funds	<u>\$ 0</u>	<u>\$ 0</u>	<u>\$ 0</u>	<u>\$ 0</u>

The accompanying notes are an integral part of these financial statements.

ROXBOROUGH WATER AND SANITATION DISTRICT  
NOTES TO FINANCIAL STATEMENTS

NOTE 1 - SUMMARY OF SIGNIFICANT ACCOUNTING POLICIES

The Roxborough Water and Sanitation District (“the District”), previously the Roxborough Park Metropolitan District, was formed on January 12, 1972, to provide water, sewer and fire protection services within its boundaries. Effective July 1, 1999, the District’s fire protection services were merged into the West Metro Fire Protection District (the “WMFP”). By intergovernmental agreement, the District conveyed ownership of the fire station and all fire equipment to the WMFP, along with property tax revenues related to these services. The District is governed by a five-member Board of Directors elected by the residents.

The accounting policies of the District conform to generally accepted accounting principles as applicable to governments. The Governmental Accounting Standards Board (GASB) is the accepted standard-setting body for establishing governmental accounting and financial reporting principles. Following is a summary of the more significant policies.

Reporting Entity

The financial reporting entity consists of the District and organizations for which the District is financially accountable. All funds, organizations, institutions, agencies, departments and offices that are not legally separate are reported as part of the District. In addition, any legally separate organizations for which the District is financially accountable are considered part of the reporting entity. Financial accountability exists if the District appoints a voting majority of the organization’s governing board and is able to impose its will on the organization, or if the organization provides benefits to, or imposes financial burdens on the District. Blended component units are, in substance, part of the primary government’s operations, even though they are legally separate entities. Thus blended component units are appropriately presented as funds of the District.

Based upon the application of this criteria, the District reports Plum Valley Heights as a blended component unit. Colorado State Statutes allow for the formation of subdistricts. Under the statute, subdistricts are independent quasi-municipal corporations, for whom the District’s Board of Directors constitutes the Plum Valley Heights Board of Directors. In addition, management of the District is also management of the subdistrict. Plum Valley Heights does not prepare separate financial statements.

As a result of an election in November 2016, the water and sewer activities of the Ravenna Metropolitan District will be absorbed by the District. This will result in an additional 69 properties receiving services. This number may grow to 229 properties once the development is completed.

Government-wide and Fund Financial Statements

The government-wide financial statements (i.e., the statement of net position and the statement of activities) report information on all of the activities of the District. For the most part, the effect of interfund activity has been removed from these statements. Exceptions to this general rule are charges for interfund services that are reasonably equivalent to the services provided. *Governmental activities*, which normally are supported by taxes and intergovernmental revenues, are reported separately from *business-type activities*, which rely to a significant extent on fees and charges for support.

The statement of activities demonstrates the degree to which the direct expenses of the given function or segments are offset by program revenues. *Direct expenses* are those that are clearly identifiable with a specific function or segment. *Program revenues*

ROXBOROUGH WATER AND SANITATION DISTRICT  
NOTES TO FINANCIAL STATEMENTS

NOTE 1 - SUMMARY OF SIGNIFICANT ACCOUNTING POLICIES (CONTINUED)

Government-wide and Fund Financial Statements (Continued)

include 1) charges to customers or applicants who purchase, use, or directly benefit from goods, services, or privileges provided by a given function or segment and 2) grants and contributions that are restricted to meeting the operational or capital requirements of a particular function or segment.

Taxes and other items not properly included among program revenues are reported instead as *general revenues*. Internally dedicated resources are reported as general revenues rather than as program revenues.

Measurement Focus, Basis of Accounting, and Financial Statement Presentation

Separate financial statements are provided for governmental and proprietary funds. Major individual funds are reported as separate columns in the fund financial statements.

The government-wide financial statements are reported using the *economic resources measurement focus* and the *accrual basis of accounting*, as are the proprietary fund financial statements. Revenues are recorded when earned and expenses are recorded when the liability is incurred, regardless of the timing of related cash flows. Grants and similar items are recognized as revenue as soon as all eligibility requirements imposed by the provider have been met.

Governmental fund financial statements are reported using the *current financial resources measurement focus* and the *modified accrual basis of accounting*. Revenues are recognized as soon as they are both measurable and available. Revenues are considered to be *available* when they are collected within the current year or soon enough thereafter to pay liabilities of the current year. For this purpose, the District considers revenues to be available if they are collected within 60 days of the end of the current fiscal year.

Property taxes, specific ownership taxes, and interest associated with the current year are considered to be susceptible to accrual and so have been recognized as revenues of the current year. All other revenues are considered measurable and available only when cash is received by the District.

Expenditures generally are recorded when a liability is incurred, as under accrual accounting. However, debt service expenditures, as well as expenditures related to compensated absences, are recorded only when payment is due.

Proprietary funds distinguish operating revenues and expenses from nonoperating items. Operating revenues and expenses generally result from providing services and producing and delivering goods in connection with a fund's principal ongoing operations. Operating expenses for enterprise funds include the cost of sales and services, administrative expenses, and depreciation on capital assets. All revenues and expenses not meeting this definition are reported as nonoperating revenues and expenses.

When both restricted and unrestricted resources are available for use, it is the District's practice to use restricted resources first, then unrestricted resources as they are needed.

In the fund financial statements, the District reports the following major governmental funds.

ROXBOROUGH WATER AND SANITATION DISTRICT  
NOTES TO FINANCIAL STATEMENTS

NOTE 1 - SUMMARY OF SIGNIFICANT ACCOUNTING POLICIES (CONTINUED)

Measurement Focus, Basis of Accounting, and Financial Statement Presentation (Continued)

The *General Fund* is the District's primary operating fund. It accounts for all financial resources of the District, except those required to be accounted for in another fund.

The *Capital Projects Fund* accounts for the acquisition and construction of the government's major capital facilities, other than those financed by proprietary funds.

The *Debt Service Fund* accounts for resources accumulated for, and payments made on, long-term obligations of the District.

The *Plum Valley Heights Fund* accounts for the activity in the subdistrict of Plum Valley Heights. This fund is reported as a special revenue fund, as the revenues derived from this subdistrict are used to support its operations.

Additionally, the District reports the following major proprietary funds.

The *Water Fund* accounts for the activities associated with the provision of water services.

The *Sewer Fund* accounts for the activities associated with the provision of sewer services.

Assets, Liabilities and Net Position/Fund Balances

*Cash and Cash Equivalents* – For purposes of the statement of cash flows, cash and cash equivalents are defined as investments with original maturities of three months or less. Pooled cash and investments are categorized as cash equivalents.

*Investments* – Investments are stated at fair value.

*Receivables* – All receivables are reported at their gross values and, where appropriate, are reduced by the estimated portion that is expected to be uncollectible. At December 31, 2018, the District expects to collect all accounts receivable balances.

*Capital Assets* – Capital assets, which include property, plant, equipment, and infrastructure, are reported in the applicable governmental or business-type activities columns in the government-wide financial statements and for the proprietary funds in the fund financial statements. Capital assets are defined by the District as assets with an initial, individual cost of more than \$5,000 and an estimated useful life in excess of one year. Such assets are recorded at historical cost or estimated historical cost if purchased or constructed. Donated capital assets are recorded at estimated fair market value at the date of donation. The costs of normal maintenance and repairs that do not add to the value of the asset or materially extend asset lives are not capitalized.

Capital assets of the District are depreciated using the straight-line method over the following estimated useful lives.

Collection and Distribution Systems	30-50 years
Vehicles and Equipment	3-10 years

ROXBOROUGH WATER AND SANITATION DISTRICT  
NOTES TO FINANCIAL STATEMENTS

NOTE 1 - SUMMARY OF SIGNIFICANT ACCOUNTING POLICIES (CONTINUED)

Assets, Liabilities and Fund Balances (Continued)

*Deferred Outflows/Inflows of Resources* – In addition to assets, the statement of financial position will sometimes report a separate section for deferred inflows of resources. This separate financial statement element, *deferred inflows of resources*, represents an acquisition of net position that applies to a future period(s) and so will *not* be recognized as an inflow of resources (revenue) until that time.

Accordingly, the item, *unavailable revenue*, is reported for property taxes levied in the current year but collected for use in the next fiscal period.

*Compensated Absences* – Employees of the District are allowed to accumulate unused vacation and sick time. Upon termination of employment from the District, an employee will be compensated for all accrued vacation time, and for all accrued sick time at a rate of one day for every two days accumulated. A liability for these compensated absences is accrued when incurred in the government-wide and proprietary fund financial statements. A liability is reported in the governmental funds only when due.

*Long-Term Debt* – In the government-wide financial statements, and for the proprietary funds in the fund financial statements, long-term debt and other long-term obligations are reported as liabilities in the applicable governmental activities, business-type activities, or proprietary fund statement of net position. Premiums and discounts are deferred and amortized over the life of the debt using the straight-line method.

In the fund financial statements, governmental funds recognize debt premiums and discounts during the current year. The face amount of debt issued is reported as other financing sources.

Fund Balance

In the governmental fund financial statements, fund balance is composed of five classifications designed to disclose the hierarchy of constraints placed on how fund balance can be spent.

The governmental fund types classify fund balances as follows:

*Nonspendable* – Amounts that cannot be spent either because they are in nonspendable form or because they are legally or contractually required to be maintained intact.

*Restricted* – Amounts that can be spent only for specific purposes because of constitutional provisions or enabling legislation, or because of constraints that are externally imposed by creditors, grantors, contributors, or the laws or regulations of other governments.

*Committed* – Amounts that can be used only for specific purposes, determined by a formal action of the Board of Directors. The Board of Directors is the highest level of decision making body for the District. Commitments may be established, modified, or rescinded only through ordinances or resolutions approved by the Board.

*Assigned* – Amounts that do not meet the criteria to be classified as restricted or committed but that are intended to be used for specific purposes. Only the Board of Directors may assign fund balances for specific purposes.

*Unassigned* – All other spendable amounts.

ROXBOROUGH WATER AND SANITATION DISTRICT  
NOTES TO FINANCIAL STATEMENTS

NOTE 1 - SUMMARY OF SIGNIFICANT ACCOUNTING POLICIES (CONTINUED)

Fund Balance (Continued)

When an expenditure is incurred for purposes for which both restricted and unrestricted fund balance is available, the District considers restricted funds to have been spent first. When an expenditure is incurred for which committed, assigned or unassigned fund balance is available, the District considers amounts to have been spent first out of committed funds, then assigned funds, and finally unassigned funds, as needed, unless the District has provided otherwise in its commitment or assignment actions.

Net Position

Net position in the government-wide Statement of Net Position is reported as restricted when there are limitations imposed on its use either through enabling legislation or through external restrictions imposed by creditors, grantors or laws or regulators of other governments. At December 31, 2018, the net position of the governmental activities is a negative \$16,372,952. This is the result of the governmental funds purchasing or constructing capital assets which are then transferred to the enterprise funds. As revenues are collected for debt service payments management believes the net position will become positive.

Property Taxes

Property taxes attach as an enforceable lien on property on January 1 and are levied the following January 1. Taxes are payable in full on April 30 or in two installments on February 28 and June 15. The County Treasurer's office collects property taxes and remits them to the District on a monthly basis.

Comparative Information

Comparative total data for the prior year has been presented in the accompanying financial statements in order to provide an understanding of changes in the District's financial position and operations. However, complete comparative data in accordance with generally accepted accounting principles has not been presented since its inclusion would make the financial statements unduly complex and difficult to read. Certain prior year amounts have been reclassified to conform to the current year presentation.

NOTE 2 - CASH AND INVESTMENTS

At December 31, 2018, cash and investments consisted of the following:

Deposits	\$ 9,420,369
Restricted cash	442,644
Investments	<u>13,856,269</u>
Total	<u>\$ 23,719,282</u>

Restricted cash is comprised of unexpended loan proceeds which are held by the lender.

Deposits

The Colorado Public Deposit Protection Act (PDPA) requires that all units of local government deposit cash in eligible public depositories. Eligibility is determined by state regulations. Amounts on deposit in excess of Federal Deposit Insurance Corporation (FDIC) levels must be collateralized by eligible collateral as determined by the PDPA. PDPA allows the financial institution to create a single collateral pool for all public funds held. The pool is to be maintained by another institution, or held in trust for all the uninsured public deposits as a group. The market value of the collateral must be at least equal to 102% of the uninsured deposits.

ROXBOROUGH WATER AND SANITATION DISTRICT  
NOTES TO FINANCIAL STATEMENTS

NOTE 2 - CASH AND INVESTMENTS (CONTINUED)

Deposits (Continued)

At December 31, 2018, the District had bank deposits, with a book balance of \$9,487,749, comprised of \$500,000 which was covered by FDIC insurance, \$9,324,130 which was collateralized with securities held by the financial institution's agent but not in the District's name, and \$375,265 was uninsured and uncollateralized.

Investments

The District is required to comply with State statutes which specify instruments meeting defined rating, maturity and concentration risk criteria in which local governments may invest. State statutes do not address custodial risk.

The District's investment policy follows State statutes and allows the following investments.

- Obligations of the United States and certain U.S. Agency securities
- Certain international agency securities
- General obligation and revenue bonds of U.S. local government entities
- Bankers' acceptances of certain banks
- Commercial paper
- Local government investment pools
- Written repurchase agreements collateralized by certain authorized securities
- Certain money market funds
- Guaranteed investment contracts

*Interest Rate Risk* – State statutes limit investments in U.S. Agency securities to an original maturity of five years unless the governing board authorizes the investment for a period in excess of five years.

The District has interest rate risk related only to the investment in COLOTRUST and CSAFE. At December 31, 2018, COLOTRUST'S Plus+ portfolio had a weighted average maturity of 41 days to reset and 61 days to maturity.

*Credit Risk* – State statutes limit investments in U.S. Agency securities to the highest rating issued by two or more nationally recognized statistical rating organizations (NRSROs). State statutes also limit investments in money market funds to those that maintain a constant share price, with a maximum remaining maturity in accordance with Rule 2a-7, and either have assets of one billion dollars or the highest rating issued by a NRSRO.

*Concentration of Credit Risk* – State statutes do not limit the amount the District may invest in one issuer.

*Local Government Investment Pools* – At December 31, 2018, the District had \$13,856,269 invested in the Colorado Local Government Liquid Asset Trust (COLOTRUST), investment vehicle established by State statute for local government entities in Colorado to pool surplus funds. The State Securities Commissioner administers and enforces the requirements of creating and operating COLOTRUST. COLOTRUST operate similarly to a money market fund and each share is equal in value to \$1.00. Investments of COLOTRUST are limited to those allowed by State

ROXBOROUGH WATER AND SANITATION DISTRICT  
NOTES TO FINANCIAL STATEMENTS

NOTE 2 - CASH AND INVESTMENTS (CONTINUED)

Investments (Continued)

statutes. A designated custodial bank provides safekeeping and depository services in connection with the direct investment and withdrawal functions. The custodian's internal records identify the investments owned by the participating governments. COLOTRUST are rated AAAM by Standard and Poor's.

NOTE 3 - INTERFUND BALANCES AND TRANSACTIONS

Transfers In	Transfers Out	Amount
Sewer Fund	General Fund	\$ 200,000
Water Fund	General Fund	500,000
Water Fund	Plum Valley	1,109,967
Debt Service Fund	Water Fund	1,075,085
Debt Service Fund	General Fund	116,673
Debt Service Fund	Sewer Fund	33,267

Availability charges collected by the Water and Sewer Funds are required by State statute to be used for debt service and are transferred to the Debt Service Fund. The transfers from the General Fund to the Water and Sewer Funds were determined during the budget process. Transfers from the Water Fund to the Debt Service Fund included a transfer for \$1,075,085 which was for capital surcharges assessed to pay the debt service for the City of Aurora water supply purchase.

NOTE 4 - CAPITAL ASSETS

Capital asset activity for the year ended December 31, 2018, is summarized below:

	Balances 12/31/17	Additions	Deletions	Balances 12/31/18
<u>Governmental Activities</u>				
Capital assets, not being depreciated				
Construction in progress	\$ 6,679,794	\$ 69,768	\$ 0	\$ 6,749,562
Easements	18,440	0	0	18,440
Total Capital Assets, not being				
Depreciated	6,698,234	69,768	0	6,768,002
Capital assets, being depreciated				
Furniture and equipment	118,786	0	0	118,786
Less accumulated depreciation				
Furniture and equipment	(82,358)	(6,369)	0	(88,727)
Total Capital Assets, Being				
Depreciated, Net	36,428	(6,369)	0	30,059
Governmental Activities Capital				
Assets	\$ 6,734,662	\$ 63,399	\$ 0	\$ 6,798,061

ROXBOROUGH WATER AND SANITATION DISTRICT  
NOTES TO FINANCIAL STATEMENTS

NOTE 4 - CAPITAL ASSETS (CONTINUED)

	<u>Balances</u> <u>12/31/17</u>	<u>Additions</u>	<u>Deletions</u>	<u>Balances</u> <u>12/31/18</u>
<u>Business-Type Activities</u>				
Capital assets, not being depreciated				
Land	\$ 204,511	\$ 0	\$ 0	\$ 204,511
Tap fees	29,252,633	208,701	0	29,461,334
Water rights	4,252,360	0	0	4,252,360
Construction in progress	<u>0</u>	<u>4,518,856</u>	<u>0</u>	<u>4,518,856</u>
Total Capital Assets, Not Being Depreciated	<u>33,709,504</u>	<u>4,727,557</u>	<u>0</u>	<u>38,437,061</u>
Capital assets, being depreciated				
Land improvements	5,514	0	0	5,514
Collection and distribution	86,673,537	194,566	0	86,868,103
Vehicles and equipment	<u>565,295</u>	<u>131,435</u>	<u>0</u>	<u>696,730</u>
Total Capital Assets, Being Depreciated	<u>87,244,346</u>	<u>326,001</u>	<u>0</u>	<u>87,570,347</u>
Less Accumulated Depreciation				
Land improvements	(5,514)	0	0	(5,514)
Collection and distribution	(21,505,198)	(2,053,878)	0	(23,559,076)
Vehicles and equipment	<u>(412,432)</u>	<u>(53,748)</u>	<u>0</u>	<u>(466,180)</u>
Total Accumulated Depreciation	<u>(21,923,144)</u>	<u>(2,107,626)</u>	<u>0</u>	<u>(24,030,770)</u>
Total Capital Assets, Being Depreciated, Net	<u>65,321,202</u>	<u>(1,718,625)</u>	<u>0</u>	<u>63,539,777</u>
Business-Type Activities Capital Assets, Net	<u>\$ 99,030,706</u>	<u>\$ 2,945,932</u>	<u>\$ 0</u>	<u>\$101,976,638</u>

The impairment loss is more fully discussed in Note 11. In addition, all water rights of the District remain for sale at December 31, 2018.

Depreciated expense was charged to programs of the District as follows:

Governmental activities	
General Government	<u>\$ 6,369</u>
Business-type activities	
Water	\$ 1,363,162
Sewer	744,464
Total	<u>\$ 2,113,995</u>

NOTE 5 - LONG-TERM DEBT

Governmental Activities

Following is a summary of long-term debt transactions of the governmental activities for the year ended December 31, 2018:

ROXBOROUGH WATER AND SANITATION DISTRICT  
NOTES TO FINANCIAL STATEMENTS

NOTE 5 - LONG-TERM DEBT (CONTINUED)

	<u>Balance</u> <u>12/31/17</u>	<u>Additions</u>	<u>Deletions</u>	<u>Balance</u> <u>12/31/18</u>	<u>Due Within</u> <u>One Year</u>
<b>Governmental Activities</b>					
Accrued Compensated					
Absences	\$ 12,739	\$ 0	\$ 0	\$ 12,739	\$ 2,123
2005 CWRPDA Loan	4,870,000	0	480,000	4,390,000	490,000
Loan premium	185,608	0	23,133	162,475	0
CWCB Loan	17,379,256	0	411,817	16,967,439	425,201
PVH-Douglas County	1,016,394	0	27,821	988,573	0
CWCB-Raw Water	2,248,260	0	112,874	2,135,386	225,746
2015 CWRPDA Loan	<u>4,742,183</u>	<u>0</u>	<u>46,875</u>	<u>4,695,308</u>	<u>48,305</u>
 Total	 <u>\$30,454,440</u>	 <u>\$ 0</u>	 <u>\$ 1,102,520</u>	 <u>\$29,351,920</u>	 <u>\$ 1,191,375</u>

Compensated absences are expected to be liquidated primarily with revenues of the General Fund.

2005 Clean Water Revenue Bonds were issued by the Colorado Water Resources and Power Development Authority and proceeds were loaned to the District to finance a sewer pipeline and two pump stations. Principal and interest payments are due semi-annually on February 1 and August 1, through 2026. Interest accrues at the rate of 3.35% per annum.

2014 Colorado Water Conservation Board Note was entered into in November 2014. The loan proceeds were used to purchase a permanent water supply from the City of Aurora by the enterprise funds. Principal and interest payments are due annually on December 1 through 2044. Interest accrues at the rate of 3.25% per annum.

During 2014, the Subdistrict's voters approved the annexation of three new developments to the District. These developments were Titan Road Industrial Park, Chatfield East and Chatfield Acres. The District then entered into an agreement with Douglas County, Colorado (The County) to design, install and construct water infrastructure to these developments. As part of the agreement, the County provided \$4,820,822 to the District. Of this amount, the District will repay to the County \$3,631,822 from system development charges on properties in the annexation area.

The District's water system development charge for each equivalent residential unit within the Subdistrict is estimated to be \$13,350, of which approximately \$2,000 will be applied to repay the advances made by the County.

2015 Clean Water Revenue Bonds were issued by the Colorado Water Resources and Power Development Authority and proceeds were loaned to the District to finance the Plum Valley Heights water pipeline. Principal and interest payments are due semi-annually on February 1 and August 1, through 2036. Interest accrues at the rate of 3.35% per annum. As of December 31, 2018, the outstanding balance is \$4,695,308.

During 2015, the District entered into a loan agreement with the Colorado Water Conservation Board for the Raw Water Supply Project to obtain a renewable water supply and allow customers to discontinue their current use of private wells and non-renewable water. The total loan amount is \$2,248,260 payable over 30 years at an interest rate of 3.05%. Interest and loan fees are due when the project is completed. The funds are not considered outstanding until the funds are drawn down as the project costs

ROXBOROUGH WATER AND SANITATION DISTRICT  
NOTES TO FINANCIAL STATEMENTS

NOTE 5 - LONG-TERM DEBT (CONTINUED)

are incurred.

Future payments for the outstanding debt, which has a maturity schedule, are as follows:

<u>Year Ended December 31,</u>	<u>Principal</u>	<u>Interest and Admin. Fees</u>	<u>Total</u>
2019	\$ 1,192,191	\$ 1,079,184	\$ 2,271,375
2020	1,225,421	1,041,445	2,266,866
2021	1,253,411	994,993	2,248,404
2022	1,286,912	947,260	2,234,172
2023	1,315,939	903,482	2,219,421
2024-2028	5,954,440	3,488,762	9,443,202
2029-2033	4,761,709	2,226,015	6,987,724
2034-2038	4,941,346	1,434,081	6,375,427
2039-2043	4,769,376	691,079	5,460,455
2044-2047	1,487,389	63,915	1,551,304
Total	<u>\$ 28,188,134</u>	<u>\$ 12,870,216</u>	<u>\$ 41,058,350</u>

Business-Type Activities

Following are the long-term debt transactions of the business-type activities for the year ended December 31, 2018:

	<u>Balance 12/31/17</u>	<u>Additions</u>	<u>Payments</u>	<u>Balance 12/31/18</u>	<u>Due Within One Year</u>
<b>Business-Type Activities</b>					
Accrued compensated absences	\$ 100,828	\$ 0	\$ 24,162	\$ 76,666	\$ 12,778

NOTE 6 - PUBLIC ENTITY RISK POOL

The District is exposed to various risks of loss related to torts; theft of, damage to, and destruction of assets; errors and omissions; injuries to employees; and natural disasters. For these risks of loss, with the exception of workers' compensation, the District carries commercial insurance.

For workers' compensation, the District participates in the Colorado Special Districts Property and Liability Pool, a separate and independent governmental and legal entity formed by intergovernmental agreement.

The purposes of the Pool are to provide members defined liability, property, and workers compensation coverages and to assist members in preventing and reducing losses and injuries to property and to persons or property which might result in claims being made against members of the Pool, their employees and officers.

ROXBOROUGH WATER AND SANITATION DISTRICT  
NOTES TO FINANCIAL STATEMENTS

NOTE 6 - PUBLIC ENTITY RISK POOL (CONTINUED)

It is the intent of the members of the Pool to create an entity in perpetuity which will administer and use funds contributed by the members to defend and indemnify, in accordance with the bylaws, any member of the Pool against stated liability of loss, to the limit of the financial resources of the Pool.

It is also the intent of the members to have the Pool provide continuing stability and availability of needed coverages at reasonable costs. All income and assets of the Pool shall be at all times dedicated to the exclusive benefit of its members. The Pool is a separate legal entity and the District does not approve budgets nor does it have the ability to significantly affect the operations of the Pool. A member of management is on the Board of Directors for the Pool.

NOTE 7 - RETIREMENT COMMITMENTS

Profit Sharing Plan

The District has established a profit sharing pension plan on behalf of all District employees. The contribution requirements of plan participants and the District are established and may be amended by the Board of Directors. All employees are eligible to participate in the plan upon employment, and become fully vested after five years of service. Forfeitures are used to offset current contributions. There were no forfeitures during 2018.

The District may contribute up to 15% of each participating employee's compensation. During the year ended December 31, 2018, the District contributed \$82,763 to the Plan, representing 9.87% of employee compensation. All contributions are deposited to the individual employee's self-directed accounts and the District has no further fiduciary responsibility for the plan assets.

Deferred Compensation Plan

The District offers its employees a deferred compensation plan created in accordance with Internal Revenue Code Section 457. The plan is available to all District employees and permits them to defer a portion of their salary until future years. All plan investments are held in trust for the exclusive benefit of the employees. The deferred compensation is not available to employees until termination, retirement, death, or unforeseeable emergency.

NOTE 8 - CONCENTRATIONS

One company was responsible for 24.4% of the property tax collected.

NOTE 9 - COMMITMENTS AND CONTINGENCIES

Tabor Amendment

Colorado voters passed an amendment to the State Constitution, Article X, Section 20 (the "Amendment") which has several limitations, including revenue raising, spending abilities, and other specific requirements of state and local government. The Amendment is complex and subject to judicial interpretation. The District believes it is in compliance with the requirements of the Amendment.

ROXBOROUGH WATER AND SANITATION DISTRICT  
NOTES TO FINANCIAL STATEMENTS

NOTE 9 - COMMITMENTS AND CONTINGENCIES (CONTINUED)

In November 2001, the District electors allowed the District to spend the full proceeds of any taxes, fees, charges, grants, rates, tolls or any other revenues collected in fiscal year 2000 and in all subsequent fiscal years without regard to any limitation contained in the Amendment. In November 2014, the Subdistrict electors also allowed Plum Valley Heights to spend the full proceeds of any taxes, fees, charges, grants, rates, tolls or any other revenues collected in fiscal year 2014 and in all subsequent fiscal years without regard to any limitation contained in the Amendment.

The District has established an emergency reserve, representing 3% of qualifying expenditures, as required by the Amendment. At December 31, 2018, the emergency reserve of \$51,867 was reported as a restriction of fund balances and in the government wide statements.

Other Commitments and Contingencies

The District has entered into a contract to purchase sewer treatment services from the City of Littleton, Colorado. This City is treating all wastewater of the District. The contract is irrevocable by the District as long as bonds to finance the City's treatment plant are still outstanding.

During the 1970's the District presold approximately 2,500 taps. For the year ended December 31, 2018 each prepaid tap had a credit value of ranging from \$4,919 to \$6,204 against the total tap cost of approximately \$41,474. At December 31, 2018, 31 presold taps remained.

During 2016, the District included Ravenna, which amounted to 237 taps at December 31, 2018. In lieu of initial tap fees the District will charge \$100 per month for each tap.

NOTE 10 - EXTRAORDINARY ITEMS

Impairment of Capital Asset

The District's assets include water rights at the Lambert Reservoir. A portion of the reservoir was damaged in a snowstorm in May 2015. As a result, the reservoir's capacity has gone from 24 acre feet of water to 10 to 12 acre feet of water. The loss of storage capacity results in the loss of usable water to the District. As a result, the District recognized an impairment loss relative to the reservoir of \$400,959 and the value of the reservoir was reduced to \$453,449. The damages are expected to be repaired beginning in 2018 and will take several years to complete. These repair costs will be capitalized as part of the reservoir.

REQUIRED SUPPLEMENTARY INFORMATION

ROXBOROUGH WATER AND SANITATION DISTRICT  
BUDGETARY COMPARISON SCHEDULE  
GENERAL FUND  
YEAR ENDED DECEMBER 31, 2018

	<u>Original Budget</u>	<u>Final Budget</u>	<u>Actual</u>	<u>Variance Positive (Negative)</u>
<u>Revenues</u>				
Property taxes	\$ 1,099,412	\$ 1,099,412	\$ 1,104,439	\$ 5,027
Specific ownership taxes	90,000	90,000	102,062	12,062
Investment income	2,000	2,000	20,451	18,451
Miscellaneous revenues	<u>1,000</u>	<u>1,000</u>	<u>4,564</u>	<u>3,564</u>
 Total Revenues	 <u>1,192,412</u>	 <u>1,192,412</u>	 <u>1,231,516</u>	 <u>39,104</u>
<u>Expenditures</u>				
Salaries and benefits	125,000	125,000	110,301	14,699
Accounting and audit	42,000	42,000	52,720	(10,720)
Contract labor	10,000	10,000	0	10,000
Director fees	8,000	8,000	0	8,000
Election expense	40,000	40,000	0	40,000
Education	30,000	30,000	18,784	11,216
Engineering	30,000	30,000	39,102	(9,102)
Insurance	12,500	12,500	18,708	(6,208)
Legal fees	30,000	30,000	24,975	5,025
Miscellaneous	10,000	10,000	15,300	(5,300)
Office expense	22,000	50,000	72,267	(22,267)
Permits, dues and subscriptions	6,000	6,000	7,717	(1,717)
Rent	3,000	3,000	2,694	306
Repairs and maintenance	45,000	45,000	29,046	15,954
Treasurer fees	20,000	20,000	16,461	3,539
Utilities	5,000	5,000	4,355	645
Vehicle expense	6,000	6,000	1,059	4,941
Capital outlay	<u>12,000</u>	<u>12,000</u>	<u>0</u>	<u>12,000</u>
 Total Expenditures	 <u>456,500</u>	 <u>484,500</u>	 <u>413,489</u>	 <u>71,011</u>
 Excess of Revenues Over Expenditures	 735,912	 707,912	 818,027	 110,115
<u>Other Financing Sources (Uses)</u>				
Transfers out	<u>(650,000)</u>	<u>(900,000)</u>	<u>(900,000)</u>	<u>0</u>
 Net change in fund balances	 <u>\$ 85,912</u>	 <u>\$ (192,088)</u>	 (81,973)	 <u>\$ 110,115</u>
 Fund balances, beginning			 <u>785,069</u>	
 Fund balances, ending			 <u>\$ 703,096</u>	

See the accompanying Independent Auditors' Report.

ROXBOROUGH WATER AND SANITATION DISTRICT  
BUDGETARY COMPARISON SCHEDULE  
PLUM VALLEY HEIGHTS  
YEAR ENDED DECEMBER 31, 2018

	<u>Original Budget</u>	<u>Final Budget</u>	<u>Actual</u>	<u>Variance Positive (Negative)</u>
<u>Revenues</u>				
Property taxes	\$ 466,224	\$ 466,224	\$ 467,061	\$ 837
Specific ownership taxes	40,000	40,000	51,190	11,190
Investment income	<u>400</u>	<u>400</u>	<u>227</u>	<u>(173)</u>
Total Revenues	<u>506,624</u>	<u>506,624</u>	<u>518,478</u>	<u>11,854</u>
<u>Expenditures</u>				
Accounting and audit	10,000	12,000	12,000	0
Education	2,500	2,500	0	2,500
Engineering	0	60,000	158	59,842
Legal fees	5,000	7,500	7,754	(254)
Admin	9,000	9,000	7,006	1,994
Financing	0	150,000	131,161	18,839
Capital Outlay	0	5,000	69,768	(64,768)
Debt Service	<u>422,406</u>	<u>420,967</u>	<u>187,569</u>	<u>233,398</u>
Total Expenditures	<u>448,906</u>	<u>666,967</u>	<u>415,416</u>	<u>251,551</u>
Excess of Revenues Over (Under) Expenditures	<u>57,718</u>	<u>(160,343)</u>	<u>103,062</u>	<u>263,405</u>
Net change in in fund balances	<u>\$ 57,718</u>	<u>\$ (160,343)</u>	103,062	<u>\$ 263,405</u>
Fund balances, beginning			<u>336,886</u>	
Fund balances, ending			<u>\$ 439,948</u>	

See the accompanying Independent Auditors' Report.

ROXBOROUGH WATER AND SANITATION DISTRICT  
NOTES TO REQUIRED SUPPLEMENTARY INFORMATION  
DECEMBER 31, 2018

NOTE 1 - STEWARDSHIP, COMPLIANCE, AND ACCOUNTABILITY

Budgets

Budgets are legally adopted for all funds of the District. Budgets for the General and Debt Service Funds, Capital Projects, and Plum Valley Heights are adopted on a basis consistent with generally accepted accounting principles (GAAP). Budgetary comparisons for the proprietary funds are presented on a non-GAAP budgetary basis. Capital outlay and debt principal are budgeted as expenditures, and depreciation is not budgeted.

The District follows these procedures in establishing the budgetary data reflected in the financial statements.

- In September, District management submits to the Board of Directors a proposed operating budget for the fiscal year commencing the following January 1. The operating budget includes proposed expenditures and the means of financing them.
- Public hearings are conducted to obtain taxpayer comments.
- Prior to December 31, the budget is legally enacted through passage of a resolution.
- District management is authorized to transfer budgeted amounts between departments within any fund. However, any revisions that alter the total expenditures of any fund must be approved by the Board of Directors.
- All appropriations lapse at year end. Colorado governments may not exceed budgeted appropriations at the fund level.

INDIVIDUAL FUND FINANCIAL STATEMENTS AND SCHEDULES

ROXBOROUGH WATER AND SANITATION DISTRICT  
BUDGETARY COMPARISON SCHEDULE  
CAPITAL PROJECTS FUND  
YEAR ENDED DECEMBER 31, 2018

	<u>Final Budget</u>	<u>Actual</u>	<u>Variance Positive (Negative)</u>
<u>Revenues</u>			
Intergovernmental revenue	\$ 1,374,148	\$ 1,235,842	\$ (138,306)
Total Revenues	<u>1,374,148</u>	<u>1,235,842</u>	<u>(138,306)</u>
<u>Expenditures</u>			
<u>General Government</u>			
Capital outlay	<u>2,173,925</u>	<u>0</u>	<u>2,173,925</u>
Total Expenditures	<u>2,173,925</u>	<u>0</u>	<u>2,173,925</u>
Excess of Revenues Over (Under) Expenditures	(799,777)	1,235,842	2,035,619
<u>Other Financing Sources (Uses)</u>			
Transfers in	500,000	537,475	37,475
Transfers out	<u>0</u>	<u>(1,647,442)</u>	<u>(1,647,442)</u>
Total Other Financing Sources (Uses)	<u>500,000</u>	<u>(1,109,967)</u>	<u>(1,609,967)</u>
Net change in in fund balances	<u>\$ (299,777)</u>	\$ 125,875	<u>\$ 425,652</u>
Fund balances, beginning		<u>(86,999)</u>	
Fund balances, ending		<u>\$ 38,876</u>	

See the accompanying Independent Auditors' Report.

ROXBOROUGH WATER AND SANITATION DISTRICT  
BUDGETARY COMPARISON SCHEDULE  
DEBT SERVICE FUND  
YEAR ENDED DECEMBER 31, 2018

	<u>Final Budget</u>	<u>Actual</u>	<u>Variance Positive (Negative)</u>
<u>Revenues</u>			
Property taxes	\$ 885,480	\$ 888,649	\$ 3,169
Specific ownership taxes	80,000	82,202	2,202
Investment income	<u>10,000</u>	<u>38,342</u>	<u>28,342</u>
Total Revenues	<u>975,480</u>	<u>1,009,193</u>	<u>33,713</u>
<u>Expenditures</u>			
General government	15,000	13,258	1,742
Principal	891,817	891,817	0
Interest	<u>770,542</u>	<u>711,093</u>	<u>59,449</u>
Total Expenditures	<u>1,677,359</u>	<u>1,616,168</u>	<u>61,191</u>
Excess of Revenues Over (Under) Expenditures	(701,879)	(606,975)	94,904
<u>Other Financing Sources (Uses)</u>			
Transfers in	<u>1,222,000</u>	<u>1,191,758</u>	<u>(30,242)</u>
Net change in fund balances	<u>\$ 520,121</u>	584,783	<u>\$ 64,662</u>
Fund balances, beginning		<u>4,617,950</u>	
Fund balances, ending		<u>\$ 5,202,733</u>	

See the accompanying Independent Auditors' Report.

ROXBOROUGH WATER AND SANITATION DISTRICT  
BUDGETARY COMPARISON SCHEDULE NON GAAP BASIS  
WATER FUND  
YEAR ENDED DECEMBER 31, 2018

	<u>Final Budget</u>	<u>Actual</u>	<u>Variance Positive (Negative)</u>
<u>Revenues</u>			
Charges for services	\$ 2,820,000	\$ 3,690,203	\$ 870,203
Permit fees	6,600	1,200	(5,400)
Other water sales	128,000	227,347	99,347
Miscellaneous	7,200	18,666	11,466
Investment income	2,500	72,839	70,339
Availability charges	90,000	83,406	(6,594)
Capital charges	1,116,808	1,208,317	91,509
Dominion distribution operations	485,000	259,047	(225,953)
Inclusion fees	50,000	147,056	97,056
Dominion reimbursements	80,000	74,606	(5,394)
System development charges	90,000	2,309,472	2,219,472
Grants	0	310,250	310,250
Transfers in	<u>0</u>	<u>1,847,442</u>	<u>1,847,442</u>
 Total Revenues	 <u>4,876,108</u>	 <u>10,249,851</u>	 <u>5,373,743</u>
<u>Expenditures</u>			
Accounting and audit	65,000	57,000	8,000
Permits, dues and subscriptions	6,000	8,824	(2,824)
Contract labor	40,000	27,384	12,616
Education	50,000	24,509	25,491
Engineering	125,000	17,008	107,992
GPS/GIS	25,000	6,465	18,535
Insurance	35,000	39,161	(4,161)
Lab and test fees	22,000	25,332	(3,332)
Legal fees	75,000	37,336	37,664
Meter expense	125,000	75,905	49,095
Miscellaneous	20,000	4,303	15,697
Office expense	40,000	15,090	24,910
Operating supplies	128,000	77,137	50,863
Payroll, taxes and benefits	860,000	800,826	59,174
Repairs and maintenance	250,000	319,089	(69,089)
Utilities	165,000	239,125	(74,125)
Vehicle expense	22,000	41,448	(19,448)
Dominion	80,000	6,459	73,541
Water cost	1,552,000	1,392,870	159,130
Capital outlay	5,555,000	5,048,643	506,357
Conservation rebates	2,500	1,225	1,275
Water rights capital	298,000	27,489	270,511
Transfers out	<u>1,036,808</u>	<u>1,195,966</u>	<u>(159,158)</u>
 Total Expenditures	 <u>10,577,308</u>	 <u>9,488,594</u>	 <u>1,088,714</u>
 Change in net position, budgetary basis	 <u>\$ (5,701,200)</u>	 <u>\$ 761,257</u>	 <u>\$ 6,462,457</u>

See the accompanying Independent Auditors' Report.

ROXBOROUGH WATER AND SANITATION DISTRICT  
BUDGETARY COMPARISON SCHEDULE NON GAAP BASIS  
WATER FUND (CONTINUED)  
YEAR ENDED DECEMBER 31, 2018

	<u>Final Budget</u>	<u>Actual</u>	<u>Variance Positive (Negative)</u>
Reconciliation to GAAP Basis			
Capital outlay		\$ 5,048,643	
Depreciation		<u>(1,363,162)</u>	
Change in net position, GAAP Basis		4,446,738	
Net position, beginning		<u>84,858,786</u>	
Net position, ending		<u>\$ 89,305,524</u>	

See the accompanying Independent Auditors' Report.

ROXBOROUGH WATER AND SANITATION DISTRICT  
BUDGETARY COMPARISON SCHEDULE NON GAAP BASIS  
SEWER FUND  
YEAR ENDED DECEMBER 31, 2018

	<u>Final Budget</u>	<u>Actual</u>	<u>Variance Positive (Negative)</u>
<u>Revenues</u>			
Charges for services	\$ 1,663,000	\$ 1,649,671	\$ (13,329)
Charges for services - Lockheed Martin Agreement	350,000	336,096	(13,904)
Permit fees	5,000	2,850	(2,150)
Miscellaneous	30,000	12,061	(17,939)
Investment income	15,000	162,103	147,103
Availability charges	40,000	33,267	(6,733)
System development charges	170,000	56,159	(113,841)
Transfer in	<u>200,000</u>	<u>200,000</u>	<u>0</u>
 Total Revenues	 <u>2,473,000</u>	 <u>2,452,207</u>	 <u>(20,793)</u>
<u>Expenditures</u>			
Accounting and audit	30,000	28,500	1,500
Contract labor	30,000	27,384	2,616
Dominion expense	50,000	2,186	47,814
Education	30,000	14,042	15,958
Engineering	50,000	2,771	47,229
GPS/GIS	50,000	28,392	21,608
Insurance	12,500	19,592	(7,092)
Lab and test fees	1,000	45	955
Legal fees	35,000	13,288	21,712
Littleton service fees	925,000	856,429	68,571
Miscellaneous	8,000	3,262	4,738
Office expense	20,000	11,116	8,884
Operating supplies	82,000	92,207	(10,207)
Permits, dues and subscriptions	3,000	2,436	564
Payroll, taxes and benefits	290,000	278,326	11,674
Repairs and maintenance	200,000	165,543	34,457
Utilities	110,000	73,449	36,551
Vehicle expense	8,000	13,734	(5,734)
Capital outlay	500,000	172,207	327,793
Transfer out	<u>40,000</u>	<u>33,267</u>	<u>6,733</u>
 Total Expenditures	 <u>2,474,500</u>	 <u>1,838,176</u>	 <u>636,324</u>
 Change in net position, budgetary basis	 <u>\$ (1,500)</u>	 <u>\$ 614,031</u>	 <u>\$ 615,531</u>

See the accompanying Independent Auditors' Report.

ROXBOROUGH WATER AND SANITATION DISTRICT  
BUDGETARY COMPARISON SCHEDULE NON GAAP BASIS  
SEWER FUND CONTINUED  
YEAR ENDED DECEMBER 31, 2018

	<u>Final Budget</u>	<u>Actual</u>	<u>Variance Positive (Negative)</u>
Reconciliation to GAAP Basis			
Capital outlay		\$ 172,207	
Depreciation		<u>(744,464)</u>	
Change in net position, GAAP basis		41,774	
Net position, beginning		<u>26,185,391</u>	
Net position, ending		<u>\$ 26,227,165</u>	

See the accompanying Independent Auditors' Report.


**ROXBOROUGH WATER AND SANITATION DISTRICT**

**FEDERAL AWARDS REPORT IN ACCORDANCE  
WITH THE UNIFORM GUIDANCE**

**December 31, 2018**

## Table of Contents

	Page(s)
Independent Auditors' Report on Internal Control over Financial Reporting and on Compliance and Other Matters Based on an Audit of Financial Statements Performed in Accordance with <i>Government Auditing Standards</i>	1-2
Independent Auditors' Report on Compliance for Each Major Federal Program and on Internal Control over Compliance and on the Schedule of Expenditures of Federal Awards Required by the Uniform Guidance	3-5
Schedule of Expenditures of Federal Awards	6
Notes to the Schedule of Expenditures of Federal Awards	7
Schedule of Findings and Questioned Costs	8-10
Summary Schedule of Prior Audit Findings	11



CERTIFIED PUBLIC ACCOUNTANTS

INDEPENDENT AUDITORS' REPORT ON INTERNAL CONTROL OVER FINANCIAL REPORTING AND ON COMPLIANCE AND OTHER MATTERS BASED ON AN AUDIT OF FINANCIAL STATEMENTS PERFORMED IN ACCORDANCE WITH *GOVERNMENT AUDITING STANDARDS*

Board of Directors  
Roxborough Water and Sanitation District

We have audited, in accordance with the auditing standards generally accepted in the United States of America and the standards applicable to financial audits contained in *Government Auditing Standards* issued by the Comptroller General of the United States, the financial statements of the governmental activities, the business-type activities, the aggregate discretely presented component unit, and each major fund of Roxborough Water and Sanitation District, as of and for the year ended December 31, 2018, and the related notes to the financial statements, which collectively comprise Roxborough Water and Sanitation District's basic financial statements and have issued our report thereon dated May 10, 2019.

**Internal Control Over Financial Reporting**

In planning and performing our audit of the financial statements, we considered Roxborough Water and Sanitation District's internal control over financial reporting (internal control) to determine the audit procedures that are appropriate in the circumstances for the purpose of expressing our opinions on the financial statements, but not for the purpose of expressing an opinion on the effectiveness of Roxborough Water and Sanitation District's internal control. Accordingly, we do not express an opinion on the effectiveness of Roxborough Water and Sanitation District's internal control.

*A deficiency in internal control* exists when the design or operation of a control does not allow management or employees, in the normal course of performing their assigned functions, to prevent, or detect and correct, misstatements on a timely basis. A *material weakness* is a deficiency, or a combination of deficiencies, in internal control, such that there is a reasonable possibility that a material misstatement of the entity's financial statements will not be prevented, or detected and corrected on a timely basis. A significant deficiency is a deficiency, or a combination of deficiencies, in internal control that is less severe than a material weakness, yet important enough to merit attention by those charged with governance.

Our consideration of internal control was for the limited purpose described in the first paragraph of this section and was not designed to identify all deficiencies in internal control that might be material weaknesses or, significant deficiencies. Given these limitations, during our audit we did not identify any deficiencies in internal control that we consider to be material weaknesses. However, material weaknesses may exist that have not been identified.

## **Compliance and Other Matters**


As part of obtaining reasonable assurance about whether Roxborough Water and Sanitation District's financial statements are free from material misstatement, we performed tests of its compliance with certain provisions of laws, regulations, contracts, and grant agreements, noncompliance with which could have a direct and material effect on the determination of financial statement amounts. However, providing an opinion on compliance with those provisions was not an objective of our audit, and accordingly, we do not express such an opinion. The results of our tests disclosed no instances of noncompliance or other matters that are required to be reported under *Government Auditing Standards*.

## **Purpose of this Report**

The purpose of this report is solely to describe the scope of our testing of internal control and compliance and the results of that testing, and not to provide an opinion on the effectiveness of the entity's internal control or on compliance. This report is an integral part of an audit performed in accordance with *Government Auditing Standards* in considering the entity's internal control and compliance. Accordingly, this communication is not suitable for any other purpose.

May 10, 2019  
Denver, Colorado

*The Adorno Group, LLC*



CERTIFIED PUBLIC ACCOUNTANTS

INDEPENDENT AUDITORS' REPORT ON COMPLIANCE FOR THE MAJOR FEDERAL PROGRAM AND ON INTERNAL CONTROL OVER COMPLIANCE AND ON THE SCHEDULE OF EXPENDITURES OF FEDERAL AWARDS REQUIRED BY THE UNIFORM GUIDANCE

Board of Directors  
Roxborough Water and Sanitation District

**Report on Compliance for the Major Federal Program**

We have audited Roxborough Water and Sanitation District's compliance with the types of compliance requirements described in the *OMB Compliance Supplement* that could have direct and material effect on each of Roxborough Water and Sanitation District's major federal program for the year ended December 31, 2018. Roxborough Water and Sanitation District's major federal program is identified in the summary of auditors' results section of the accompanying schedule of findings and questioned costs.

***Management's Responsibility***

Management is responsible for compliance with the requirements of laws, regulations, contracts, and grants applicable to its federal program.

***Auditors' Responsibility***

Our responsibility is to express an opinion on compliance of Roxborough Water and Sanitation District's major federal program based on our audit of the types of compliance requirements referred to above. We conducted our audit of compliance in accordance with auditing standards generally accepted in the United States of America; the standards applicable to financial audits contained in *Government Auditing Standards*, issued by the Comptroller General of the United States; and the audit requirements of Title 2 *U.S. Code of Federal Regulations Part 200, Uniform Administrative Requirements, Cost Principles, and Audit Requirements for Federal Awards* (Uniform Guidance). Those standards and Uniform Guidance require that we plan and perform the audit to obtain reasonable assurance about whether noncompliance with the types of compliance requirements referred to above that could have a direct and material effect on a major federal program occurred. An audit includes examining, on a test basis, evidence about Roxborough Water and Sanitation District's compliance with those requirements and performing such other procedures as we considered necessary in the circumstances.

We believe that our audit provides a reasonable basis for our opinion on compliance for the major federal program. However, our audit does not provide a legal determination of Roxborough Water and Sanitation District's compliance.

### ***Opinion on the Major Federal Program***

In our opinion, Roxborough Water and Sanitation District, complied, in all material respects, with the types of compliance requirements referred to above that could have a direct and material effect on its major federal program for the year ended December 31, 2018.

### **Report on Internal Control Over Compliance**

Management of Roxborough Water and Sanitation District is responsible for establishing and maintaining effective internal control over compliance with the types of compliance requirements referred to above. In planning and performing our audit of compliance, we considered Roxborough Water and Sanitation District's internal control over compliance with the types of requirements that could have a direct and material effect on each major federal program to determine the auditing procedures that are appropriate in the circumstances for the purpose of expressing an opinion on compliance for each major federal program and to test and report on internal control over compliance in accordance with the Uniform Guidance, but not for the purpose of expressing an opinion on the effectiveness of internal control over compliance. Accordingly, we do not express an opinion on the effectiveness of Roxborough Water and Sanitation District's internal control over compliance.

*A deficiency in internal control over compliance* exists when the design or operation of a control over compliance does not allow management or employees, in the normal course of performing their assigned functions, to prevent, or detect and correct, noncompliance with a type of compliance requirement of a federal program on a timely basis. *A material weakness in internal control over compliance* is a deficiency, or combination of deficiencies, in internal control over compliance, such that there is a reasonable possibility that material noncompliance with a type of compliance requirement of a federal program will not be prevented, or detected and corrected, on a timely basis. *A significant deficiency in internal control over compliance* is a deficiency, or a combination of deficiencies, in internal control over compliance with a type of compliance requirement of a federal program that is less severe than a material weakness in internal control over compliance, yet important enough to merit attention by those charged with governance.

Our consideration of internal control over compliance was for the limited purpose described in the first paragraph of this section and was not designed to identify all deficiencies in internal control over compliance that might be material weaknesses or significant deficiencies. We did not identify any deficiencies in internal control over compliance that we consider to be material weaknesses. However, material weaknesses may exist that have not been identified.

### **Report on Schedule of Expenditures of Federal Awards Required by the Uniform Guidance**

We have audited the financial statements of the governmental activities, the business-type activities, and each major fund of Roxborough Water and Sanitation District, as of and for the year ended December 31, 2018, and the related notes to the financial statements, which collectively comprise Roxborough Water and Sanitation District's basic financial statements. We issued our report thereon dated May 10, 2019, which contained unmodified opinions on those financial statements. Our audit was conducted for the purpose of forming opinions on the financial statements that collectively comprise the basic financial statements. The accompanying schedule of expenditures of federal awards is presented for purposes of additional analysis as required by the Uniform Guidance and is not a required part of the basic financial statements. Such information is the responsibility of management and was derived from and relates directly to the underlying accounting and other records used to prepare the basic financial statements. The information has been subjected to the auditing procedures applied in the audit of the financial statements and certain additional procedures,

including comparing and reconciling such information directly to the underlying accounting and other records used to prepare the basic financial statements or to the basic financial statements themselves, and other additional procedures in accordance with auditing standards generally accepted in the United States of America. In our opinion, the schedule of expenditures of federal awards is fairly stated in all material respects in relation to the basic financial statements as a whole.

The purpose of this report on internal control over compliance is solely to describe the scope of our testing of internal control over compliance and the results of that testing based on the requirements of the Uniform Guidance. Accordingly, this report is not suitable for any other purpose.

May 10, 2019  
Denver, Colorado

*The Adams Group, LLC*

ROXBOROUGH WATER AND SANITATION DISTRICT  
SCHEDULE OF EXPENDITURES OF FEDERAL AWARDS

For the Year Ended December 31,	2018			
	<u>Federal CFDA Number</u>	<u>Pass- through Grantor's Number</u>	<u>Total Federal Expenditures</u>	<u>Expenditures to Subrecipients</u>
Pass-through Colorado Water Resources & Power Development Authority: Capitalization Grants for Drinking Water State Revolving Funds	66.468	D15A356	<u>\$ 1,096,179</u>	<u>\$ 0</u>
Total U.S. Environmental Protection Agency			<u>1,096,179</u>	<u>0</u>
Total Federal Financial Assistance			<u>\$ 1,096,179</u>	<u>\$ 0</u>

ROXBOROUGH WATER AND SANITATION DISTRICT  
NOTES TO SCHEDULE OF EXPENDITURES OF FEDERAL AWARDS

**Note A General**

The accompany Schedule of Expenditures of Federal Awards presents the activity of all federal financial assistance program of the Roxborough Water and Sanitation District (the District). The District's reporting entity is defined in Note 1 to the District's basic financial statements.

**Note B Basis of Presentation**

The Schedule of Expenditures of Federal Awards includes the federal award activity of Roxborough Water and Sanitation District under program of the federal government for the year ended December 31, 2018. The information in this schedule is presented in accordance with the requirements of Title 2 U. S. Code of Federal Regulations, Part 200, *Uniform Administrative Requirements, Cost Principles and Audit Requirements for Federal Awards (Uniform Guidance)*. Because the schedule presents only a selected portion of the operations of Roxborough Water and Sanitation District, it is not intended to and does not present the financial position of the operations of Roxborough Water and Sanitation District, and it is not intended to and does not present the financial position, changes in net assets, or cash flows of Roxborough Water and Sanitation District.

**Note C Summary of Significant Accounting Policies**

Expenditures reported on the schedule are reported on the modified accrual basis of accounting. Such expenditures are recognized following the cost principles contained in the Uniform Guidance, wherein certain types of expenditures are not allowable or are limited as to reimbursement.

**Note D Indirect Costs**

Roxborough Water and Sanitation District has not elected to use the 10 percent de minimis indirect cost rate as allowed under the Uniform Guidance.

ROXBOROUGH WATER AND SANITATION DISTRICT  
SCHEDULE OF FINDINGS AND QUESTIONED COSTS  
For the Year Ended December 31, 2018

**Section I - Summary of Auditor's Results**

*Financial Statements*

Type of auditors' report issued: *Unmodified opinion*

Internal control over financial reporting:

- Material weakness(es) identified?  Yes  No
- Significant deficiencies identified that are not considered to be material weaknesses?  Yes  No

Noncompliance material to financial statements noted?  Yes  No

*Federal Awards*

Internal control over major program:

- Material weakness(es) identified?  Yes  No
- Significant deficiencies identified that are not considered to be material weakness(es)?  Yes  No

Type of auditor's report issued on compliance for major program: *unmodified opinion*

Any audit findings disclosed that are required to be reported in accordance with Uniform Guidance 2 CFR 200.516?  Yes  No

Identification of major program: 66.468 Capitalization Grants for Drinking Water State Revolving Funds

Dollar threshold used to distinguish between type A and type B program: \$ 750,000

Auditee qualified as low-risk auditee?  Yes  No

ROXBOROUGH WATER AND SANITATION DISTRICT  
SCHEDULE OF FINDINGS AND QUESTIONED COSTS (CONTINUED)  
For the Year Ended December 31, 2018

**Section II Findings - Financial Statement Findings**

None

ROXBOROUGH WATER AND SANITATION DISTRICT  
SCHEDULE OF FINDINGS AND QUESTIONED COSTS (CONTINUED)  
For the Year Ended December 31, 2018

**Section III Findings – Federal Award Findings and Questioned Costs**

None

ROXBOROUGH WATER AND SANITATION DISTRICT  
SUMMARY SCHEDULE OF PRIOR YEAR FINDINGS AND QUESTIONED COSTS  
For the Year Ended December 31, 2018

**Section IV Findings – Prior Year Findings and Questioned Costs**

None